

# EXECUTIVE SUMMARY AS OF 31 MARCH 2026

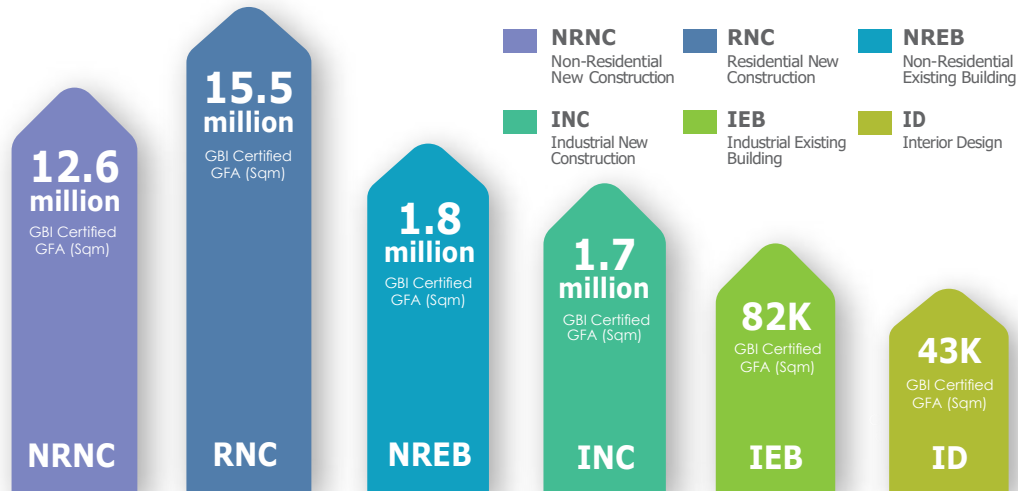
## GBI Project Registry - by Category

Stage	Applied	Registered	Total Certified	Provisional Certification DA/PA	Final Planning Certification FPA	Final Certification CVA	Renewal Certification RVA
NRNC	733	688	396 (50%)	236	N/A	113	47
RNC	424	399	260 (33%)	147	N/A	110	3
NREB	95	90	44 (6%)	19	N/A	17	8
INC	111	103	56 (6%)	31	N/A	20	5
IEB	11	10	6 (1%)	3	N/A	2	1
ID	19	19	13 (2%)	3	N/A	10	-
T	25	24	16 (2%)	12	4	-	-
<b>Total as of 31 March 2026</b>	<b>1,418</b>	<b>1,333</b>	<b>791(100%)</b>	<b>451</b>	<b>4</b>	<b>272</b>	<b>64</b>

## GBI Project Registry - by Rating Level


RATING LEVEL	PLATINUM 86-100Points	GOLD 76-85Points	SILVER 66-75Points	CERTIFIED 50-65Points	Total Certified
NRNC	19	76	57	244	396
RNC	6	44	22	188	260
NREB	1	4	5	34	44
INC	3	10	12	31	56
IEB	-	1	-	5	6
ID	-	5	2	6	13
T	1	3	4	8	16
<b>Total as of 31 March 2026</b>	<b>30 (4%)</b>	<b>143 (18%)</b>	<b>102 (13%)</b>	<b>516 (65%)</b>	<b>791</b>

## Gross Floor Area (GFA) of GBI Rated Buildings



**Total as of 31 March 2026 : 31.7 million sqm (340.8 million sqft)**

## Carbon Dioxide (CO2) Emission Reduction of GBI Rated Buildings



**Total as of 31 March 2026 : 2,015** | CO<sub>2</sub> Emission Reduction : (ktCO<sub>2</sub>e/annum, based on electricity energy reduction only @ 1kWh = 0.780kg CO<sub>2</sub> - Peninsular / 0.222 kg CO<sub>2</sub>- Sarawak / 0.527 kg CO<sub>2</sub>- Sabah )

# GBI PROJECT REGISTRY BY STATE/TERRITORY

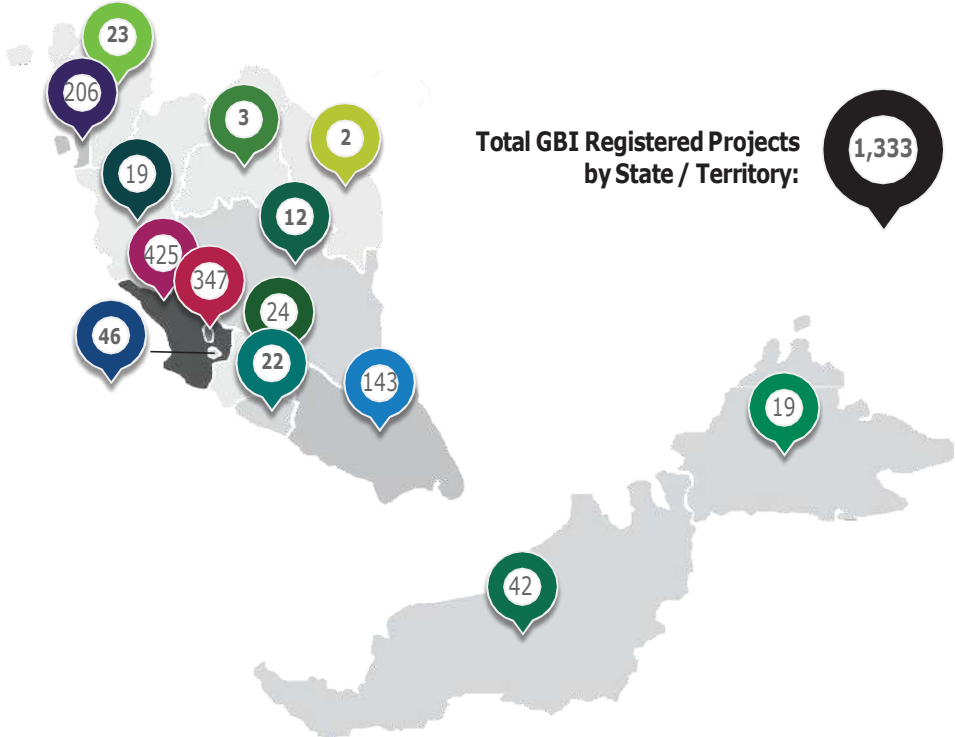
## Nos. Registered



## Nos. Rated

GBI Project **Registered** - by State/Territory

GBI Project **Rated** - by State/Territory



Number of projects: 0 1-10 10-50 50-100 100-150 150-200 200-250 250-300